

Q21 Please confirm the name of the community you are reviewing.

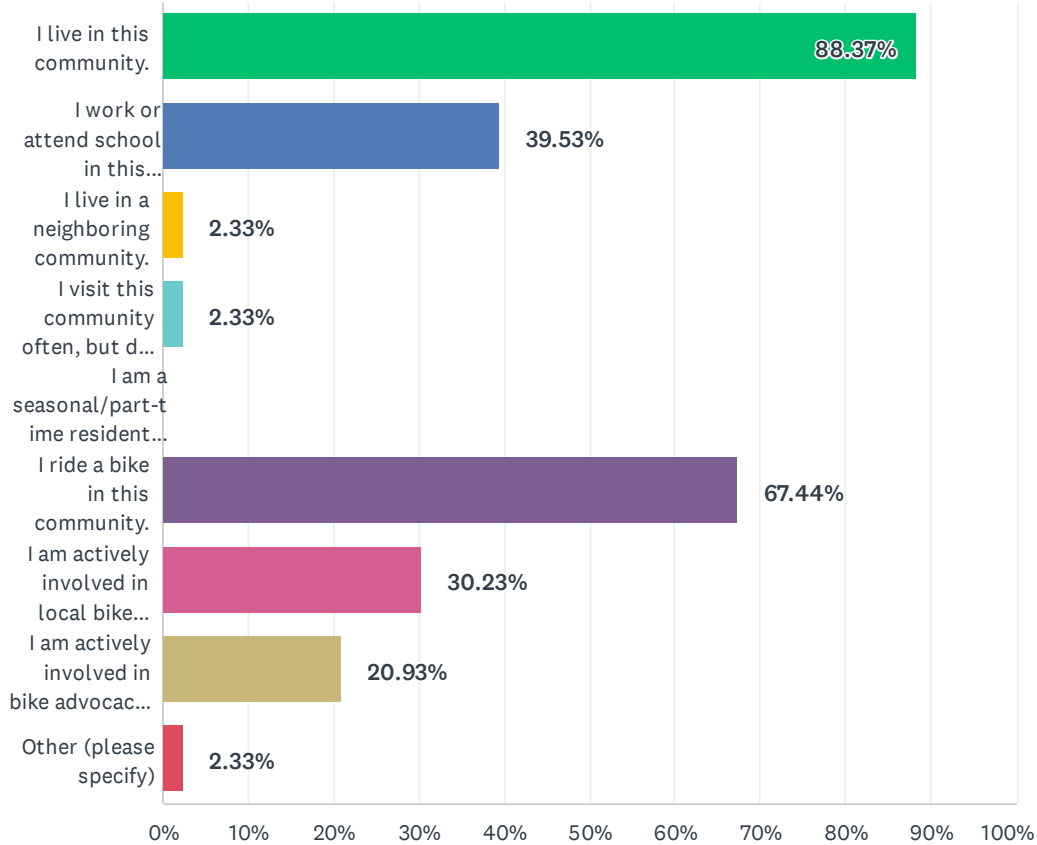
Answered: 45 Skipped: 0

ANSWER CHOICES	RESPONSES
Bowling Green, KY	100.00% 45
TOTAL	45

#	OTHER (PLEASE SPECIFY)	DATE
	There are no responses.	

Q57 Which of the following options best describe your connection to this community? (Select all that apply.)

Answered: 43 Skipped: 2

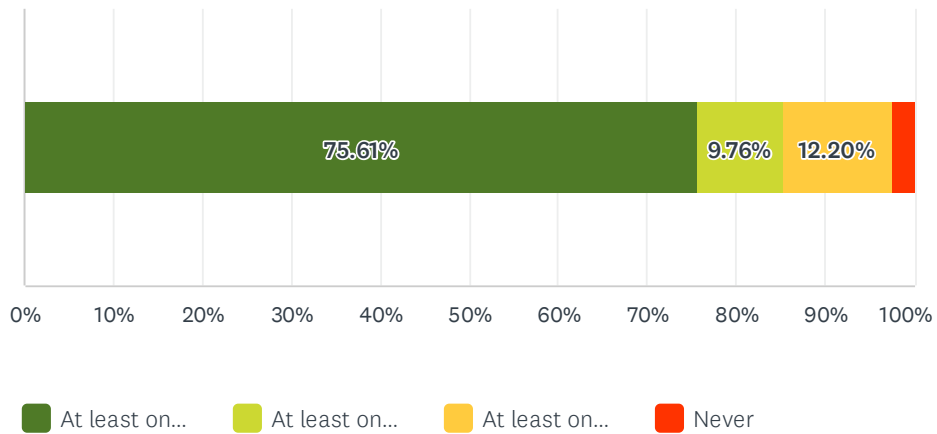


ANSWER CHOICES	RESPONSES	
I live in this community.	88.37%	38
I work or attend school in this community.	39.53%	17
I live in a neighboring community.	2.33%	1
I visit this community often, but do not live there.	2.33%	1
I am a seasonal/part-time resident of this community.	0.00%	0
I ride a bike in this community.	67.44%	29
I am actively involved in local bike advocacy within this community.	30.23%	13
I am actively involved in bike advocacy in the state or region where this community is located.	20.93%	9
Other (please specify)	2.33%	1
Total Respondents: 43		

#	OTHER (PLEASE SPECIFY)	DATE
---	------------------------	------

Q58 On average during optimal weather, how often do you use a bicycle?

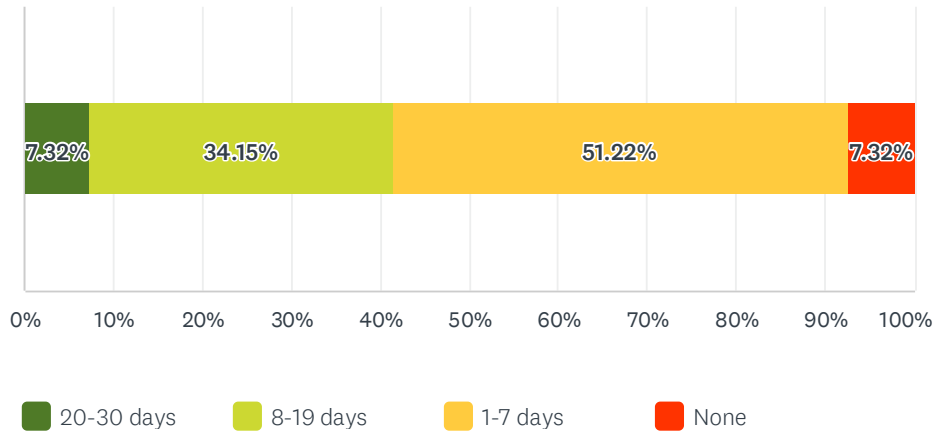
Answered: 41 Skipped: 4



ANSWER CHOICES	RESPONSES	
At least once a week	75.61%	31
At least once a month	9.76%	4
At least once during the optimal riding season(s)	12.20%	5
Never	2.44%	1
TOTAL		41

Q59 Thinking about the past 30 days, about how many of those days did you ride a bicycle?

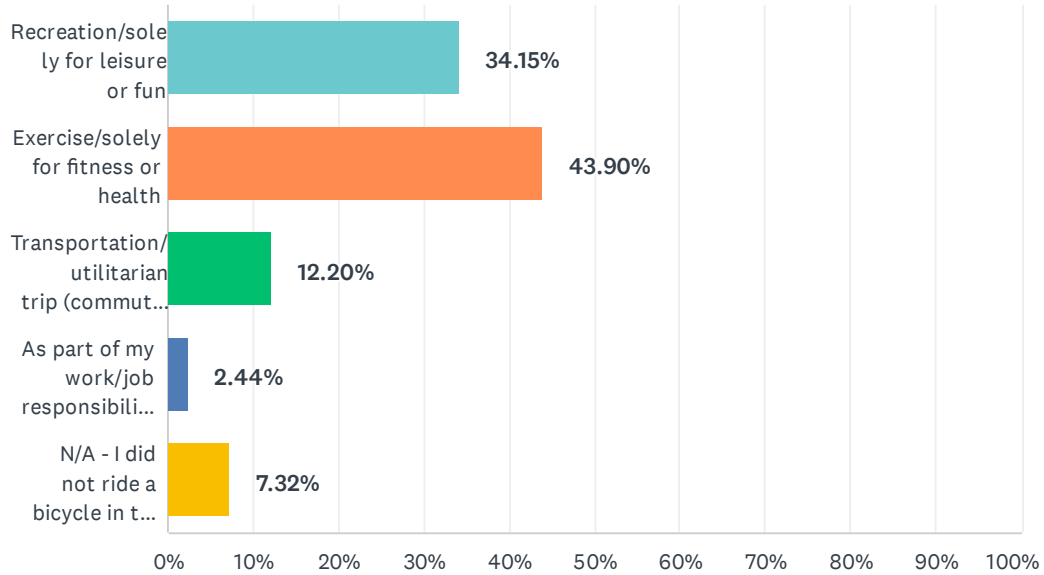
Answered: 41 Skipped: 4



ANSWER CHOICES	RESPONSES	
20-30 days	7.32%	3
8-19 days	34.15%	14
1-7 days	51.22%	21
None	7.32%	3
TOTAL		41

Q60 If you rode a bicycle at least once in the past 30 days, what was the primary purpose for the majority of the trips you took?

Answered: 41 Skipped: 4

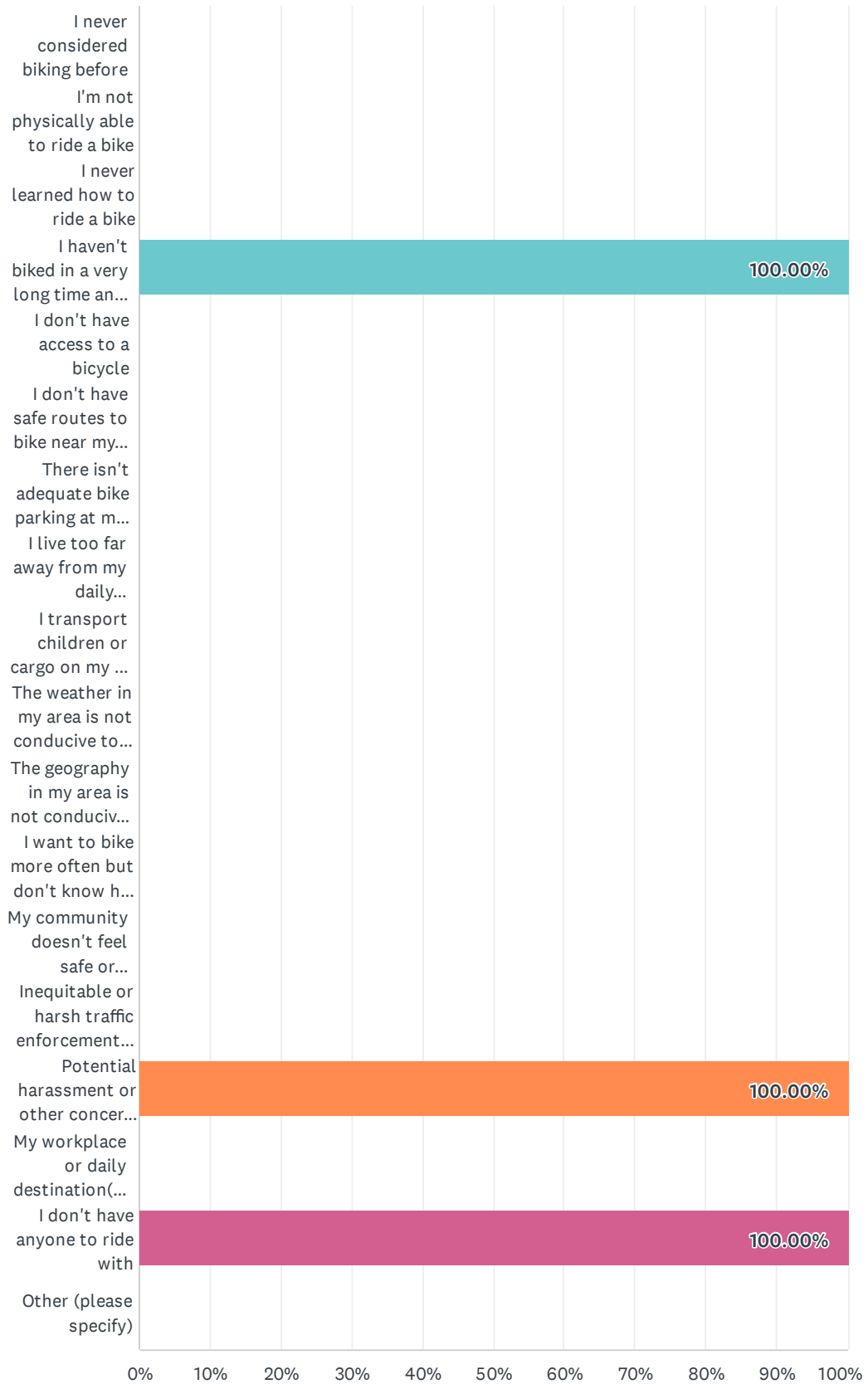


ANSWER CHOICES	RESPONSES	
Recreation/solely for leisure or fun	34.15%	14
Exercise/solely for fitness or health	43.90%	18
Transportation/utilitarian trip (commuting to work, running an errand, visiting a friend, etc.)	12.20%	5
As part of my work/job responsibilities (deliveries, etc.)	2.44%	1
N/A - I did not ride a bicycle in the past 30 days	7.32%	3
TOTAL		41

Q61 If you answered "Never", what are the top 1-5 biggest barriers or challenges that prevent you from biking, or from biking more often?

Answered: 1 Skipped: 44

2025 Bicycle Friendly Community Public Survey



2025 Bicycle Friendly Community Public Survey

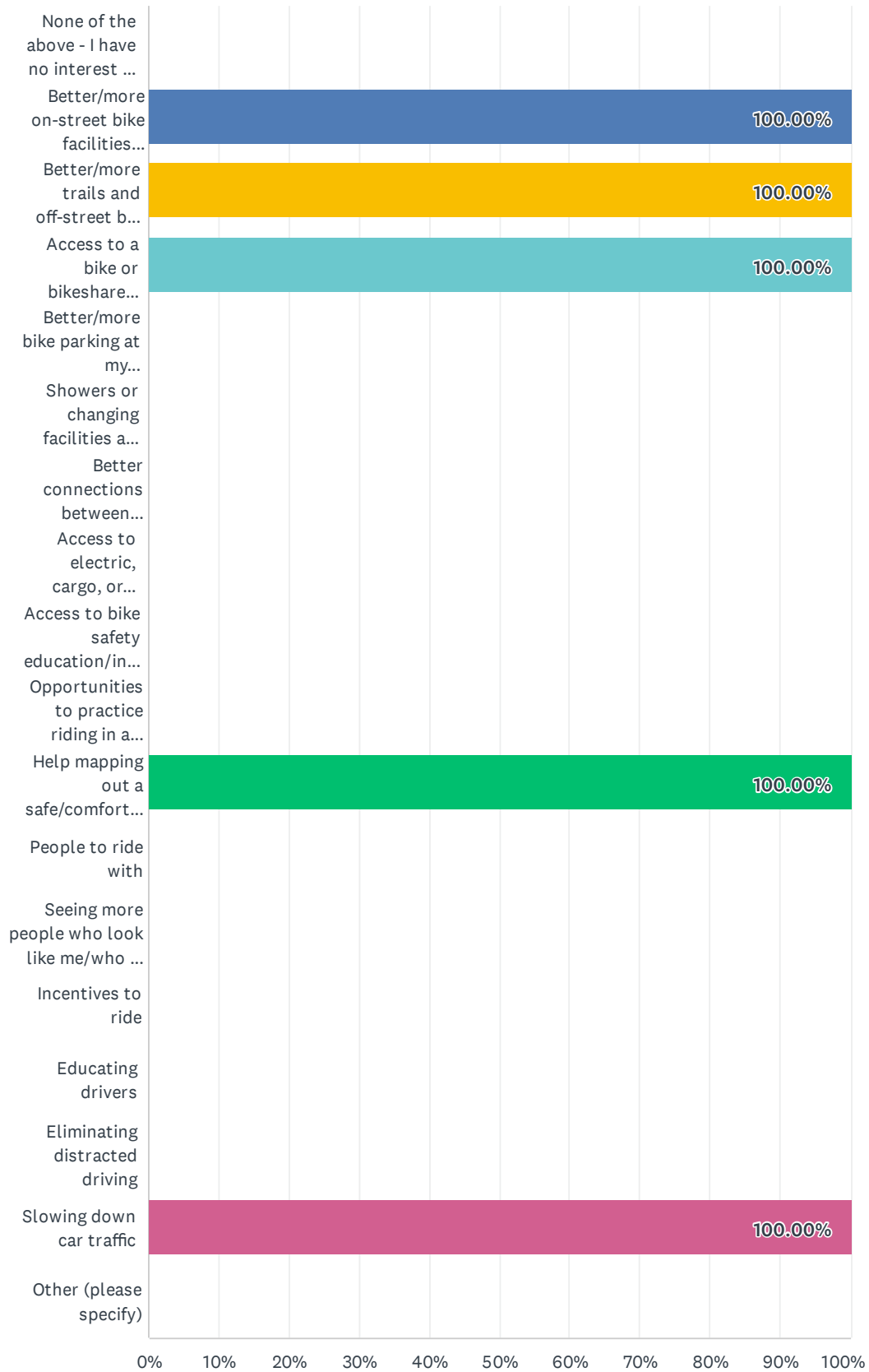
ANSWER CHOICES	RESPONSES	
I never considered biking before	0.00%	0
I'm not physically able to ride a bike	0.00%	0
I never learned how to ride a bike	0.00%	0
I haven't biked in a very long time and am not confident about riding again	100.00%	1
I don't have access to a bicycle	0.00%	0
I don't have safe routes to bike near my home or work	0.00%	0
There isn't adequate bike parking at my daily destination(s)	0.00%	0
I live too far away from my daily destination(s) to bike there	0.00%	0
I transport children or cargo on my way to/from my daily destination(s)	0.00%	0
The weather in my area is not conducive to bicycling (too hot, too rainy, etc.)	0.00%	0
The geography in my area is not conducive to bicycling (hills, etc.)	0.00%	0
I want to bike more often but don't know how to begin (choosing bike, selecting route, etc.)	0.00%	0
My community doesn't feel safe or comfortable to bike in	0.00%	0
Inequitable or harsh traffic enforcement practices discourage me from biking	0.00%	0
Potential harassment or other concerns for my personal safety discourage me from biking	100.00%	1
My workplace or daily destination(s) are not welcoming to bicyclists	0.00%	0
I don't have anyone to ride with	100.00%	1
Other (please specify)	0.00%	0
Total Respondents: 1		

#	OTHER (PLEASE SPECIFY)	DATE
	There are no responses.	

Q62 What are the top 1-5 changes that would be most helpful in encouraging you to bike more often?

Answered: 1 Skipped: 44

2025 Bicycle Friendly Community Public Survey



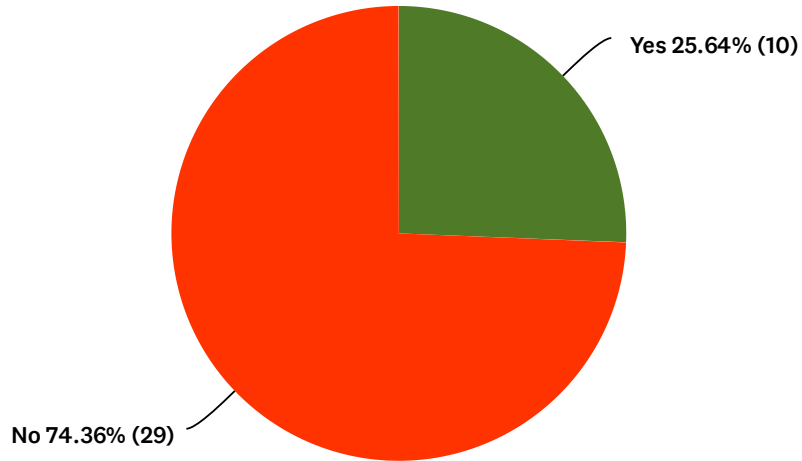
2025 Bicycle Friendly Community Public Survey

ANSWER CHOICES	RESPONSES	
None of the above - I have no interest in bicycling	0.00%	0
Better/more on-street bike facilities (bike lanes)	100.00%	1
Better/more trails and off-street bike paths	100.00%	1
Access to a bike or bikeshare program	100.00%	1
Better/more bike parking at my destination(s)	0.00%	0
Showers or changing facilities at my destination(s)	0.00%	0
Better connections between bicycling and transit	0.00%	0
Access to electric, cargo, or adaptive cycle options	0.00%	0
Access to bike safety education/instruction	0.00%	0
Opportunities to practice riding in a safe environment	0.00%	0
Help mapping out a safe/comfortable route to my destination(s)	100.00%	1
People to ride with	0.00%	0
Seeing more people who look like me/who I can relate to riding bikes	0.00%	0
Incentives to ride	0.00%	0
Educating drivers	0.00%	0
Eliminating distracted driving	0.00%	0
Slowing down car traffic	100.00%	1
Other (please specify)	0.00%	0
Total Respondents: 1		

#	OTHER (PLEASE SPECIFY)	DATE
	There are no responses.	

Q63 In the past five years, have you received any training in bicycling safety in this community?

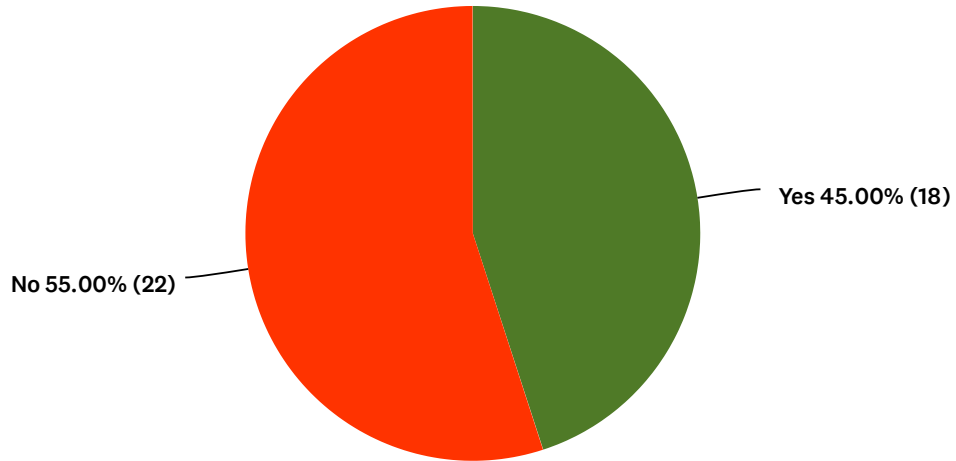
Answered: 39 Skipped: 6



ANSWER CHOICES	RESPONSES	
Yes	25.64%	10
No	74.36%	29
TOTAL		39

Q64 Are bike paths (that is, paths away from the road on which bikes can travel) available within a quarter mile of where you live?

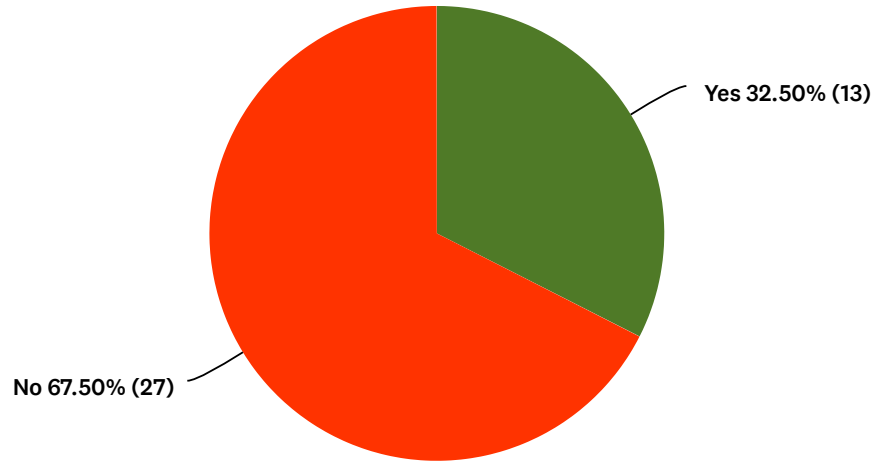
Answered: 40 Skipped: 5



ANSWER CHOICES	RESPONSES	
Yes	45.00%	18
No	55.00%	22
TOTAL		40

Q65 Are bike lanes (that is, marked lanes on a public road reserved for bikes to travel) available within a quarter mile of where you live?

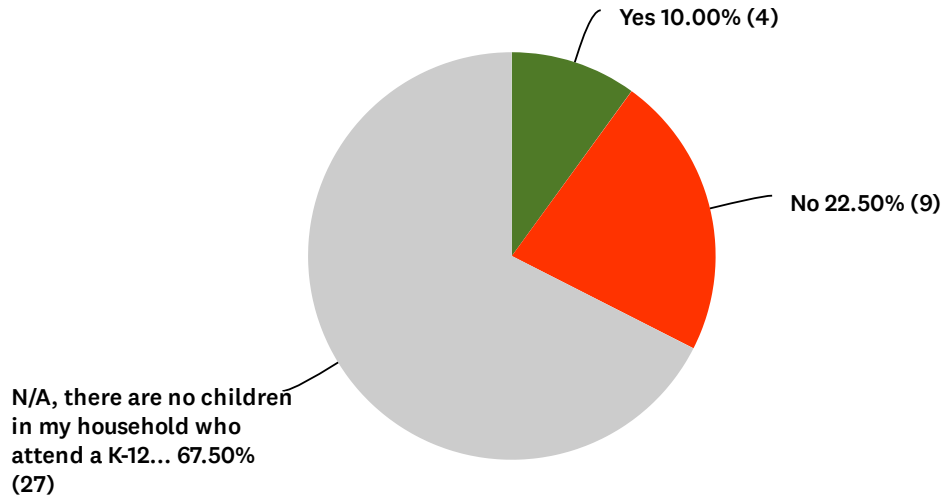
Answered: 40 Skipped: 5



ANSWER CHOICES	RESPONSES	
Yes	32.50%	13
No	67.50%	27
TOTAL		40

Q66 If your household includes any children who currently attend a K-12 school in this community, have they ever received in-school bicycling education from a school in the community?

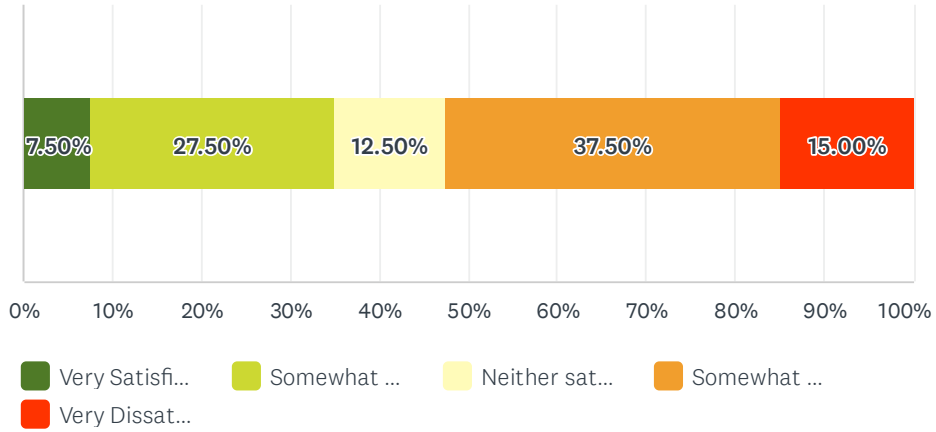
Answered: 40 Skipped: 5



ANSWER CHOICES	RESPONSES	
Yes	10.00%	4
No	22.50%	9
N/A, there are no children in my household who attend a K-12 school in this community	67.50%	27
TOTAL		40

Q67 How satisfied are you with how this community is designed for making bike riding safe?

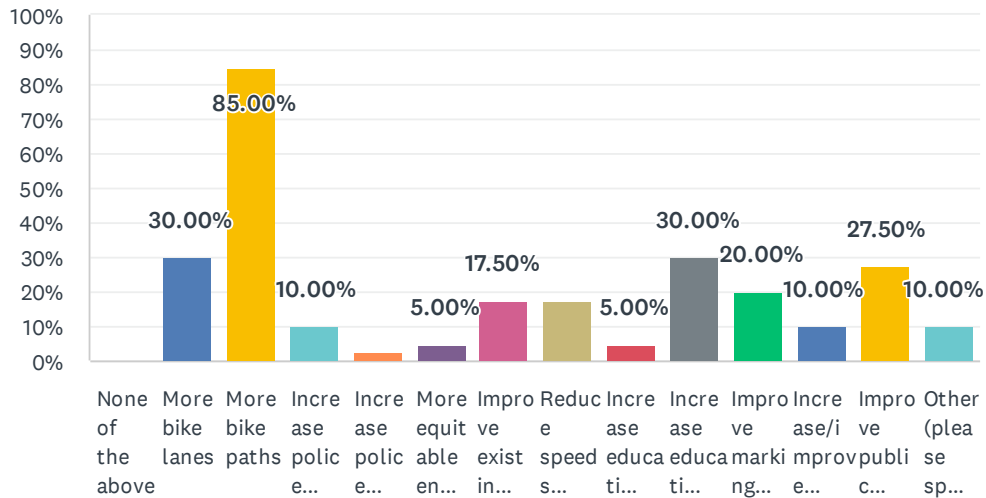
Answered: 40 Skipped: 5



ANSWER CHOICES	RESPONSES	
Very Satisfied	7.50%	3
Somewhat Satisfied	27.50%	11
Neither satisfied or dissatisfied	12.50%	5
Somewhat Dissatisfied	37.50%	15
Very Dissatisfied	15.00%	6
TOTAL		40

Q68 What are the top 1-3 changes you would most like to see the local government make in this community for bicyclists?

Answered: 40 Skipped: 5



ANSWER CHOICES	RESPONSES
None of the above	0.00% 0
More bike lanes	30.00% 12
More bike paths	85.00% 34
Increase police enforcement of traffic laws for drivers	10.00% 4
Increase police enforcement of traffic laws for bicyclists	2.50% 1
More equitable enforcement of traffic laws for all roadway users	5.00% 2
Improve existing bike lanes to protected bike lanes	17.50% 7
Reduce speeds through traffic calming and/or road diets	17.50% 7
Increase education for bicyclists	5.00% 2
Increase education for drivers	30.00% 12
Improve markings and signage that direct people to safe bike routes	20.00% 8
Increase/improve bike parking	10.00% 4
Improve public decision-making processes for transportation improvements, including bicycling improvements	27.50% 11
Other (please specify)	10.00% 4
Total Respondents: 40	

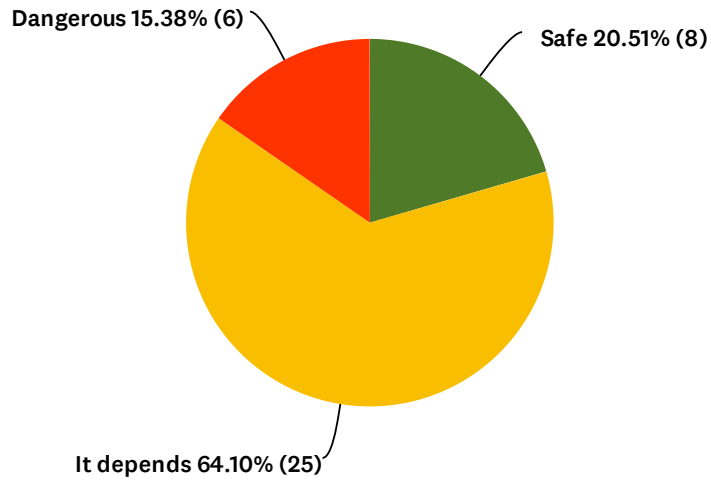
#	OTHER (PLEASE SPECIFY)	DATE
1	lack of dedicated bike paths	8/3/2025 1:10 PM
2	All of the above	7/18/2025 8:49 PM

2025 Bicycle Friendly Community Public Survey

3	Our city has many biking initiatives but our county needs more Greenways and access to parks for county residents	7/16/2025 7:56 PM
4	More MTB trails	7/16/2025 7:44 PM

Q69 Is it safe or dangerous to ride a bicycle in your neighborhood, or does it depend?

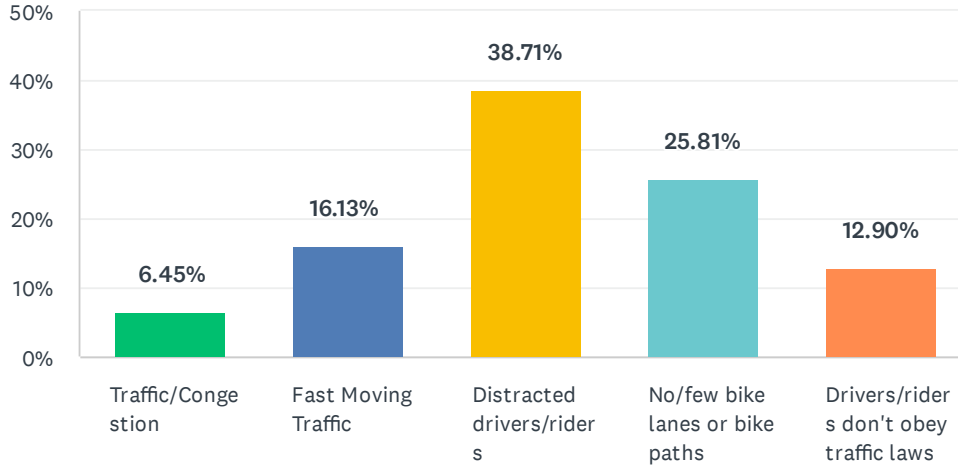
Answered: 39 Skipped: 6



ANSWER CHOICES	RESPONSES	
Safe	20.51%	8
It depends	64.10%	25
Dangerous	15.38%	6
TOTAL		39

Q70 If you answered "dangerous" or "it depends" above, what is the TOP reason you feel it is dangerous to ride a bicycle in your neighborhood?

Answered: 31 Skipped: 14



ANSWER CHOICES	RESPONSES	
Traffic/Congestion	6.45%	2
Fast Moving Traffic	16.13%	5
Distracted drivers/riders	38.71%	12
No/few bike lanes or bike paths	25.81%	8
Drivers/riders don't obey traffic laws	12.90%	4
TOTAL		31

Q71 What specifically should the community do to become more bicycle-friendly? Please share your top 1-3 recommendations for the community to improve.

Answered: 31 Skipped: 14

#	RESPONSES	DATE
1	As with any community more bike facilities are needed. Having protected facilities should be a priority. The local government should work with WKU to create more facilities around campus.	8/22/2025 11:08 AM
2	1. Driver education 2. More lanes 3. Normalize biking	8/7/2025 4:54 PM
3	dedicated bike paths away from traffic	8/3/2025 1:13 PM
4	Longer connected bike paths	8/2/2025 5:35 PM
5	Add bike lanes that are not in the driving lanes	8/1/2025 8:30 PM
6	Education for drivers. Add more bike paths and Greenway paths Add more dirt mountain biking trails	8/1/2025 3:32 PM
7	Further legitimize bicycling as a form of transportation by increased bicycle-related signage, expanding greenways, improved crosswalks at busy intersections, and expanded bike lanes across the city.	8/1/2025 2:18 PM
8	More dedicated bike routes	8/1/2025 1:15 PM
9	Build bike trails that are connected and avoids major traffic areas	8/1/2025 1:09 PM
10	Increase the amount/length of bike lanes	8/1/2025 12:59 PM
11	Build bike paths that connect and take you places	7/30/2025 10:47 PM
12	Close a low traffic road for bikers once a month. Increase bike paths. Increase driver education.	7/30/2025 9:42 PM
13	Start cracking down on drivers flying through red lights. Dangerous for everyone.	7/27/2025 9:39 PM
14	More bike lanes in town	7/27/2025 8:18 PM
15	Make more greenways and connect them to destinations (like you did with Keriakis park). It's like the greenways just end randomly and then there's a dangerous intersection you have to cross to a road with no bicycle lane or bike path.	7/18/2025 7:10 PM
16	Connect the greenways	7/17/2025 8:08 PM
17	More paved bike paths apart from the roads	7/17/2025 6:02 PM
18	Increase driver education, largely about distracted driving, and presence of vulnerable users. Add more bike lanes, particularly protected lanes. Increase resources for bike/ped planning & implementation.	7/17/2025 4:28 PM
19	Bike paths that connect together. A large bike park.	7/17/2025 4:26 PM
20	Remove gaps in greenway/bike lane/multi use paths Increase "protected" bike lanes Improve crossings on major roads	7/17/2025 11:05 AM
21	Promote bicycles for transportation and recreation.	7/17/2025 10:49 AM
22	Bowling green needs real dedicated bike lanes that allow you safely to ride through and around the city. At the moment, there are occasional lanes for short stretches in the city or dangerous white narrow bike lane lines on some designated streets that no parent would feel safe biking with children on or allowing their kids to bike solo on. I have visited other cities (for example on Indianapolis and Cincinnati area) that offer excellent dedicated bike lanes for walkers, bikers	7/17/2025 8:45 AM

2025 Bicycle Friendly Community Public Survey

and joggers, entirely free of cars. From what I have observed too also tends to raise economic profile of city, local businesses, tourism revenue and community health and recreation.

23	Traffic calming/slowing methods Motorist education on road users More places to park	7/17/2025 8:15 AM
24	More bike lanes, wider roads or more share the road	7/17/2025 8:09 AM
25	Make bike lanes easier to see for drivers by painting the lanes Clearly mark stop lines at all stop signs	7/17/2025 7:42 AM
26	Better connect the city with the county, especially better connect the communities south of 165 to north of 165. Ensure the advocacy group has as strong a community voice as possible to help drive the bicycle-friendly movement and keep it strong and healthy.	7/17/2025 7:37 AM
27	Put a protective barrier for bike lanes on road ways	7/16/2025 8:52 PM
28	Our Greenways are so segmented it's hard to know where they start and end. Also dangerous. Drivers don't recognize the bike lanes.	7/16/2025 8:26 PM
29	County highway widening should include bike paths to allow county residents to access trail systems and the city without having to drive	7/16/2025 8:00 PM
30	1. Build more trails 2. Get more kids involved. The local schools don't offer and bike activity. There is a local mtb team but it's not school sanctioned. 3. More bike lanes	7/16/2025 7:46 PM
31	More bike lanes More trails	7/16/2025 7:01 PM

Q72 Please share the top 1-3 specific hazards or barriers to cycling that you are aware of that should be addressed immediately. e.g. an unsafe road/ intersection, lack of secure bike parking at a specific popular destination, and harsh enforcement practices, etc.

Answered: 28 Skipped: 17

#	RESPONSES	DATE
1	Unsafe arterials. high speeds in neighborhoods. increase the bike culture/	8/22/2025 11:08 AM
2	Connect the bike lanes that we have and think about the feasibility of getting back to the starting point. Sometimes it is only safe to go out but then not back.	8/7/2025 4:54 PM
3	poor city planning lack of proper drainage	8/3/2025 1:13 PM
4	No bike lanes	8/2/2025 5:35 PM
5	The only designated bike lanes are on the busiest streets. Motorists are not considerate to bicyclist.	8/1/2025 8:30 PM
6	Unsafe roads with no sidewalks or Greenway paths, Distracted drivers	8/1/2025 3:32 PM
7	There are certain parts of town that just aren't navigable by bike (Campbell Ln, Scottsville Rd, to name a few). Also, some major intersections have very small crosswalks.	8/1/2025 2:18 PM
8	Lack of dedicated bike lanes	8/1/2025 1:15 PM
9	Unenforced traffic laws	8/1/2025 1:09 PM
10	Unsafe intersections	8/1/2025 12:59 PM
11	Drivers don't care about other drivers, much less cyclists.	7/30/2025 10:47 PM
12	Distracted drivers. Lack of bike lanes/paths. High speed traffic.	7/30/2025 9:42 PM
13	Roads with no shoulders for bikes or sidewalks to be out of the way.	7/27/2025 9:39 PM
14	Busy intersections on cemetery rd make it feel intimidating.	7/27/2025 8:18 PM
15	I feel like in Bowling Green, motorists are unaware of how to yield to bikes making many intersections unsafe. I would love to be able to ride bikes downtown from my house with my daughter but the places we would visit do not have bike parking to lock our bikes to.	7/18/2025 7:10 PM
16	N	7/17/2025 8:08 PM
17	Distracted drivers.	7/17/2025 4:28 PM
18	Speeding along Steeplechase Way, paths just stop and don't connect to anything.	7/17/2025 4:26 PM
19	Gaps in greenway/bike lane/multi use paths Increased "protected" bike lanes Improved crossings on major roads	7/17/2025 11:05 AM
20	Drivers not paying attention.	7/17/2025 10:49 AM
21	Bowling Green has so few real bike lanes. The occasional ones in city are narrow white lines painted on street, which cars disregard and are too narrow and dangerous to consider riding on with family/children. Some outskirts bike lanes that exist just randomly end after a mile or so. Cannot safely bike in and around town.	7/17/2025 8:45 AM
22	Unsafe entrances/exits for bikes at parks Motorhead culture Police lack knowledge of bike rules	7/17/2025 8:15 AM
23	Too much traffic congestion, roads are not safe in town to ride bike.	7/17/2025 8:09 AM

2025 Bicycle Friendly Community Public Survey

24	Vehicles/drivers are very aggressive Red lights are often run. Stop signs are ignored. Very few businesses have secure parking	7/17/2025 7:42 AM
25	My biggest hurdle is safely from south of 165 to north of 165. My two best options are Three Springs and Elrod and neither are good, safe options.	7/17/2025 7:37 AM
26	Unsafe roads	7/16/2025 8:52 PM
27	Segmented bike paths. Bike paths instead of bike lanes Bike paths need to be wide for recumbents.	7/16/2025 8:26 PM
28	The lack of trails and paths in the county guarantee county residents will not respect the Greenway they encounter in the city... the approach should be cohesive across county/city and it's currently not	7/16/2025 8:00 PM

Q73 Please share up to 3 current community efforts that are deserving of praise.

Answered: 27 Skipped: 18

#	RESPONSES	DATE
1	Commitment from local gov officials, active non-profit, great relationship with state DOT.	8/22/2025 11:08 AM
2	1. BikeWalk Bg does sponsor rides around town. 2. Safe Towns is calling attention to bikers 3. We are making small improvements; I hope I live long enough to enjoy a robust biking infrastructure.	8/7/2025 4:54 PM
3	BikewalkBG	8/3/2025 1:13 PM
4	I believe there are plans for a trail from BG to Mammoth Cave?	8/2/2025 5:35 PM
5	The greenways are a great start	8/1/2025 8:30 PM
6	The addition of a bike lane on 31w by-pass	8/1/2025 3:32 PM
7	The bicycle coop is awesome! This is a great way to expand the circle of bike riders and keep folks' bikes in good order. It makes it safer and more fun to ride. I'm also proud of our city county planning commission's efforts to make Bowling Green more bike friendly.	8/1/2025 2:18 PM
8	BG to Mammoth Cave NP trail	8/1/2025 1:15 PM
9	BRADD launched effort for path to Mammoth Cave. Corvette track open to cyclists every Tuesday in summer.	7/30/2025 10:47 PM
10	This survey.	7/30/2025 9:42 PM
11	New greenways and bike paths built each year and 5 year plan with road and bike lanes being redone together.	7/27/2025 9:39 PM
12	Some bike lanes. Cross walks.	7/27/2025 8:18 PM
13	The Fringe and Warren County Bicycle Co-Op	7/18/2025 7:10 PM
14	Y	7/17/2025 8:08 PM
15	Bike Rodeos teaching kids bike skills, organized group bike rides	7/17/2025 6:02 PM
16	Free Bike Education for 4th grade classes. Increasing public awareness of bike racks on all city & university transit busses to encourage mixed mode transportation options. Creation of bike co-op and traffic garden.	7/17/2025 4:28 PM
17	Parks, BikeBG	7/17/2025 4:26 PM
18	Warren County Bicycle Co-op Bicycle Safety Park at the Fringe (Traffic Garden) BikeWalkBG School Education Program	7/17/2025 11:05 AM
19	Bike paths are being built.	7/17/2025 10:49 AM
20	Bikewalk BG does some good things New bike coop for kids in downtown Loops in parks	7/17/2025 8:45 AM
21	Bike education in schools Bike co-op downtown Community bike rides	7/17/2025 8:15 AM
22	Bike Walk BG -	7/17/2025 8:09 AM
23	Expansion of the GreenWays Improving unsafe intersections Painting bike lanes	7/17/2025 7:42 AM
24	BikeWalkBG. Warren County Bike Co-op. City and County Planning Commission.	7/17/2025 7:37 AM
25	None	7/16/2025 8:26 PM
26	Hollow Riders Trail - Phil Moore Park Riverfront Park planning City Greenway / bike lane initiatives	7/16/2025 8:00 PM

2025 Bicycle Friendly Community Public Survey

27	SWKYMBA is creating some trails in our area The Warren County composite is educating young riders.	7/16/2025 7:01 PM
----	--	-------------------

Q74 If you have other comments or feedback that you would like to provide about bicycling in this community, please describe below.

Answered: 14 Skipped: 31

#	RESPONSES	DATE
1	Bowling Green has made a lot of progress in the last 5 years.	8/22/2025 11:08 AM
2	None	8/3/2025 1:13 PM
3	I would love to see Bowling Green become a city known for its residents being outdoorsy, healthy and active in cycling, running and walking whether for recreation or for commuting. But we need safe spaces to do that. There are many miles needed for our Greenway paths along with additional bike lanes on main roads. We are excited for the growth of our community but we need to put a rush on these projects asap.	8/1/2025 3:32 PM
4	I'd love to become a regular bicycle commuter, but right now I mostly ride for fun and health. It does make me feel more connected to Bowling Green. I'm hoping that we'll keep making our city safer and more effective for cyclists and pedestrians to get where they want to go.	8/1/2025 2:18 PM
5	I lived in western Ohio (Dayton/Springfield/Xenia) and BG has a lot to learn.	7/30/2025 10:47 PM
6	N/A	7/30/2025 9:42 PM
7	The community is very diverse and bikes could make a huge difference in making it better to live here. Too much traffic as it is.	7/27/2025 9:39 PM
8	Y	7/17/2025 8:08 PM
9	I only started biking for transportation last year. I recognize that comfort level plays a big role in being willing to take that step, so getting more people on bikes will help them gain confidence.	7/17/2025 4:28 PM
10	Develop bike paths around the airport property to connect to parks and neighborhoods. Keep promoting riding a bike.	7/17/2025 10:49 AM
11	I would love to see bowling green become a leader in developing real bike paths entirely separate from cars. I think it would prove a boon to local economy too.	7/17/2025 8:45 AM
12	This community has been making enormous strides in bicycle infrastructure, education, and awareness. We have a ways to go, but it should be noted how low we started.	7/17/2025 8:15 AM
13	Best not to ride in the city of Bowling Green, ride the country roads on the outskirts of the city.	7/17/2025 8:09 AM
14	The city is working diligently to improve bike safety. I am so impressed by the CCPC folks and city planners who are committed to making BGKY a truly bike-friendly place!	7/17/2025 7:42 AM