

APPENDIX A: Turning Movement Counts

 [Click here for Map](#)

Peak Hour Turning Movement Count

Bowling Green, KY



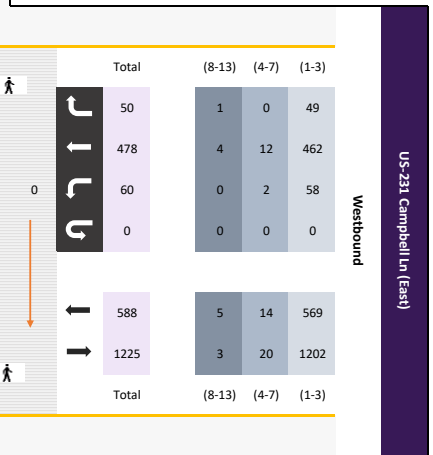
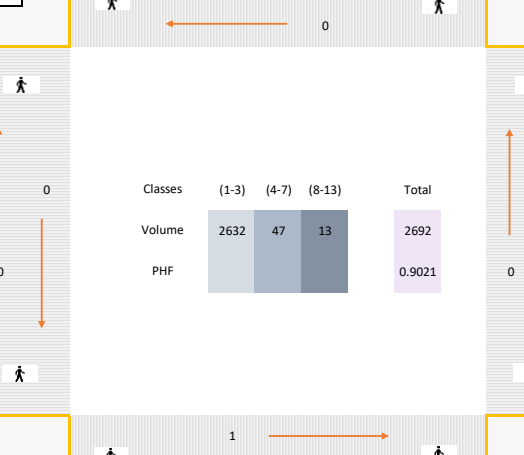
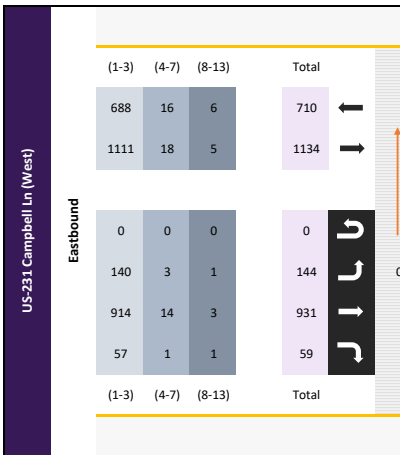
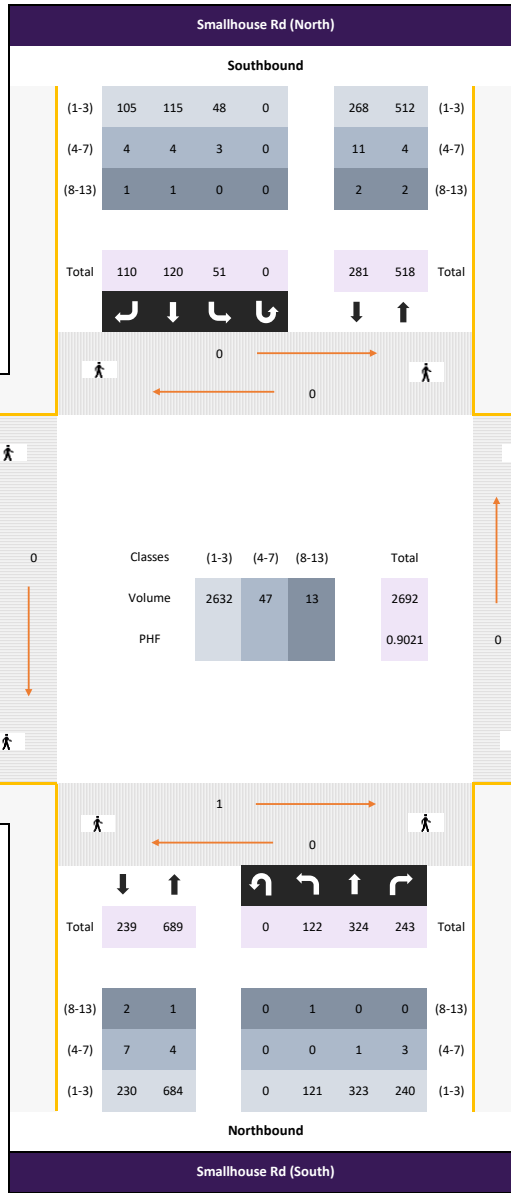
www.marrtraffic.com

Tuesday, November 15, 2022	
Period	0700 - 0900
Peak Hour	0745 - 0845

* the Peak Hour Diagram does not include Bikes

Session Parameters

(Drop Down Menu)



 [Click here for Map](#)

Peak Hour Turning Movement Count

Bowling Green, KY



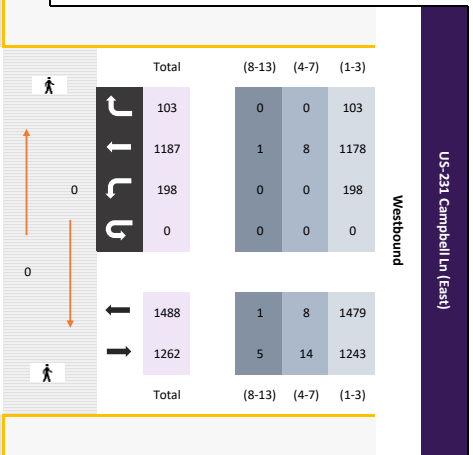
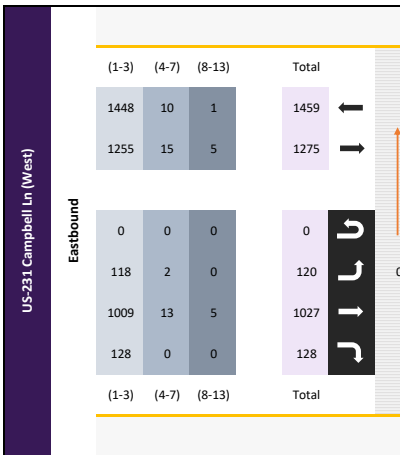
www.marrtraffic.com

Tuesday, November 15, 2022	
Period	1400 - 1800
Peak Hour	1600 - 1700

* the Peak Hour Diagram does not include Bikes

Session Parameters

(Drop Down Menu)



Classes

Class	(1-3)	(4-7)	(8-13)	Total
Volume	3783	30	6	3819
PHF				0.9567

Classified Turn Movement Count || Single Unit Trucks (4-7)



www.marrtraffic.com

Bowling Green, KY

Site 1 of 4

Smallhouse Rd (South)
 Smallhouse Rd (North)
 US-231 Campbell Ln (West)
 US-231 Campbell Ln (East)

Date

Tuesday, November 15, 2022

Weather

Cloudy
 44°F

Lat/Long

36.960598°, -86.454516°

0700 - 0900 (Weekday 2h Session) (11-15-2022)

Single Unit Trucks (4-7)

TIME	Northbound					Southbound					Eastbound					Westbound					Int Total
	Smallhouse Rd (South)					Smallhouse Rd (North)					US-231 Campbell Ln (West)					US-231 Campbell Ln (East)					
	Left 1.1	Thru 1.2	Right 1.3	U-Turn 1.4	App Total	Left 1.5	Thru 1.6	Right 1.7	U-Turn 1.8	App Total	Left 1.9	Thru 1.10	Right 1.11	U-Turn 1.12	App Total	Left 1.13	Thru 1.14	Right 1.15	U-Turn 1.16	App Total	
0700 - 0715	0	1	0	0	1	0	0	1	0	1	4	3	1	0	8	0	3	0	0	3	13
0715 - 0730	0	0	0	0	0	0	1	0	0	1	0	4	0	0	4	0	0	1	0	1	6
0730 - 0745	0	0	0	0	0	0	0	0	0	0	0	3	0	0	3	0	2	0	0	2	5
0745 - 0800	0	0	1	0	1	2	2	3	0	7	1	3	0	0	4	1	3	0	0	4	16
Hourly Total	0	1	1	0	2	2	3	4	0	9	5	13	1	0	19	1	8	1	0	10	40
0800 - 0815	0	1	0	0	1	1	1	0	0	2	0	3	0	0	3	0	2	0	0	2	8
0815 - 0830	0	0	1	0	1	0	1	1	0	2	2	3	0	0	5	1	2	0	0	3	11
0830 - 0845	0	0	1	0	1	0	0	0	0	0	0	5	1	0	6	0	5	0	0	5	12
0845 - 0900	1	1	0	0	2	0	0	0	0	0	0	6	0	0	6	1	2	0	0	3	11
Hourly Total	1	2	2	0	5	1	2	1	0	4	2	17	1	0	20	2	11	0	0	13	42
Grand Total	1	3	3	0	7	3	5	5	0	13	7	30	2	0	39	3	19	1	0	23	82
Approach %	14.29	42.86	42.86	0.00	-	23.08	38.46	38.46	0.00	-	17.95	76.92	5.13	0.00	-	13.04	82.61	4.35	0.00	-	
Intersection %	1.22	3.66	3.66	0.00	8.54	3.66	6.10	6.10	0.00	15.85	8.54	36.59	2.44	0.00	47.56	3.66	23.17	1.22	0.00	28.05	

1400 - 1800 (Weekday 4h Session) (11-15-2022)

Single Unit Trucks (4-7)

TIME	Northbound					Southbound					Eastbound					Westbound					Int Total
	Smallhouse Rd (South)					Smallhouse Rd (North)					US-231 Campbell Ln (West)					US-231 Campbell Ln (East)					
	Left 1.1	Thru 1.2	Right 1.3	U-Turn 1.4	App Total	Left 1.5	Thru 1.6	Right 1.7	U-Turn 1.8	App Total	Left 1.9	Thru 1.10	Right 1.11	U-Turn 1.12	App Total	Left 1.13	Thru 1.14	Right 1.15	U-Turn 1.16	App Total	
1400 - 1415	0	0	0	0	0	0	0	10	0	10	1	1	1	0	3	0	2	0	0	2	15
1415 - 1430	0	0	0	0	0	0	0	5	0	5	0	4	0	0	4	1	6	0	0	7	16
1430 - 1445	0	2	0	0	2	0	0	0	0	0	5	3	0	0	8	0	3	0	0	3	13
1445 - 1500	0	1	0	0	1	0	1	2	0	3	0	0	1	0	1	0	1	0	0	1	6
Hourly Total	0	3	0	0	3	0	1	17	0	18	6	8	2	0	16	1	12	0	0	13	50
1500 - 1515	0	1	1	0	2	0	2	1	0	3	0	1	1	0	2	0	2	0	0	2	9
1515 - 1530	1	0	0	0	1	0	3	2	0	5	1	2	0	0	3	0	3	0	0	3	12
1530 - 1545	1	0	2	0	3	0	1	0	0	1	1	1	1	0	3	0	5	0	0	5	12
1545 - 1600	0	1	0	0	1	0	0	2	0	2	0	0	0	0	0	1	2	0	0	3	6
Hourly Total	2	2	3	0	7	0	6	5	0	11	2	4	2	0	8	1	12	0	0	13	39
1600 - 1615	1	0	0	0	1	0	1	0	0	1	1	4	0	0	5	0	3	0	0	3	10
1615 - 1630	0	0	0	0	0	0	1	0	0	1	1	4	0	0	5	0	2	0	0	2	8
1630 - 1645	0	0	0	0	0	1	1	0	0	2	0	2	0	0	2	0	0	0	0	0	4
1645 - 1700	0	0	0	0	0	0	1	1	0	2	0	3	0	0	3	0	3	0	0	3	8
Hourly Total	1	0	0	0	1	1	4	1	0	6	2	13	0	0	15	0	8	0	0	8	30
1700 - 1715	0	0	0	0	0	0	0	0	0	0	0	0	0	0	0	0	3	0	0	3	3
1715 - 1730	0	0	0	0	0	0	0	0	0	0	0	3	0	0	3	0	2	0	0	2	5
1730 - 1745	0	0	0	0	0	0	0	0	0	0	0	2	0	0	2	0	2	0	0	2	4
1745 - 1800	1	1	0	0	2	0	0	0	0	0	0	0	0	0	0	0	1	0	0	1	3
Hourly Total	1	1	0	0	2	0	0	0	0	0	0	5	0	0	5	0	8	0	0	8	15
Grand Total	4	6	3	0	13	1	11	23	0	35	10	30	4	0	44	2	40	0	0	42	134
Approach %	30.77	46.15	23.08	0.00	-	2.86	31.43	65.71	0.00	-	22.73	68.18	9.09	0.00	-	4.76	95.24	0.00	0.00	-	
Intersection %	2.99	4.48	2.24	0.00	9.70	0.75	8.21	17.16	0.00	26.12	7.46	22.39	2.99	0.00	32.84	1.49	29.85	0.00	0.00	31.34	

Classified Turn Movement Count || Combination Trucks (8-13)



Bowling Green, KY

Site 1 of 4
Smallhouse Rd (South)
Smallhouse Rd (North)
US-231 Campbell Ln (West)
US-231 Campbell Ln (East)

Date
Tuesday, November 15, 2022

Weather
Cloudy
44°F

Lat/Long
36.960598°, -86.454516°

0700 - 0900 (Weekday 2h Session) (11-15-2022)
Combination Trucks (8-13)

TIME	Northbound					Southbound					Eastbound					Westbound					Int Total
	Smallhouse Rd (South)					Smallhouse Rd (North)					US-231 Campbell Ln (West)					US-231 Campbell Ln (East)					
	Left 1.1	Thru 1.2	Right 1.3	U-Turn 1.4	App Total	Left 1.5	Thru 1.6	Right 1.7	U-Turn 1.8	App Total	Left 1.9	Thru 1.10	Right 1.11	U-Turn 1.12	App Total	Left 1.13	Thru 1.14	Right 1.15	U-Turn 1.16	App Total	
0700 - 0715	0	0	0	0	0	0	0	0	0	0	0	0	0	0	0	0	2	0	0	2	2
0715 - 0730	0	0	0	0	0	0	0	0	0	0	0	3	0	0	3	0	0	0	0	0	3
0730 - 0745	0	0	0	0	0	0	0	0	0	0	0	0	0	0	0	0	0	0	0	0	0
0745 - 0800	0	0	0	0	0	0	1	0	0	1	0	1	1	0	2	0	2	0	0	2	5
Hourly Total	0	0	0	0	0	0	1	0	0	1	0	4	1	0	5	0	4	0	0	4	10
0800 - 0815	1	0	0	0	1	0	0	0	0	0	0	1	0	0	1	0	0	0	0	0	2
0815 - 0830	0	0	0	0	0	0	0	0	0	0	0	0	0	0	0	1	1	1	0	2	2
0830 - 0845	0	0	0	0	0	0	0	1	0	1	1	1	0	2	0	1	0	0	0	1	4
0845 - 0900	0	0	0	0	0	0	0	0	0	0	0	2	2	0	4	0	1	0	0	1	5
Hourly Total	1	0	0	0	1	0	0	1	0	1	1	4	2	0	7	0	3	1	0	4	13
Grand Total	1	0	0	0	1	0	1	1	0	2	1	8	3	0	12	0	7	1	0	8	23
Approach %	100.00	0.00	0.00	0.00	-	0.00	50.00	50.00	0.00	-	8.33	66.67	25.00	0.00	-	0.00	87.50	12.50	0.00	-	
Intersection %	4.35	0.00	0.00	0.00	4.35	0.00	4.35	4.35	0.00	8.70	4.35	34.78	13.04	0.00	52.17	0.00	30.43	4.35	0.00	34.78	

1400 - 1800 (Weekday 4h Session) (11-15-2022)
Combination Trucks (8-13)

TIME	Northbound					Southbound					Eastbound					Westbound					Int Total
	Smallhouse Rd (South)					Smallhouse Rd (North)					US-231 Campbell Ln (West)					US-231 Campbell Ln (East)					
	Left 1.1	Thru 1.2	Right 1.3	U-Turn 1.4	App Total	Left 1.5	Thru 1.6	Right 1.7	U-Turn 1.8	App Total	Left 1.9	Thru 1.10	Right 1.11	U-Turn 1.12	App Total	Left 1.13	Thru 1.14	Right 1.15	U-Turn 1.16	App Total	
1400 - 1415	0	0	0	0	0	0	0	0	0	0	1	1	0	0	2	1	1	0	0	2	4
1415 - 1430	0	0	0	0	0	0	0	0	0	0	0	0	0	0	0	0	0	0	0	0	0
1430 - 1445	0	0	0	0	0	0	0	0	0	0	0	0	0	0	0	0	2	0	0	2	2
1445 - 1500	0	1	0	0	1	0	0	0	0	0	0	0	0	0	0	0	0	0	0	0	1
Hourly Total	0	1	0	0	1	0	0	0	0	0	1	1	0	0	2	1	3	0	0	4	7
1500 - 1515	0	0	0	0	0	0	0	0	0	0	0	0	0	0	0	0	0	0	0	0	0
1515 - 1530	0	0	0	0	0	0	0	0	0	0	0	1	0	0	1	0	1	0	0	1	2
1530 - 1545	0	0	0	0	0	0	0	0	0	0	0	1	0	0	1	0	0	0	0	0	1
1545 - 1600	0	0	0	0	0	0	0	0	0	0	0	0	0	0	0	1	0	0	0	1	1
Hourly Total	0	0	0	0	0	0	0	0	0	0	0	2	0	0	2	0	2	0	0	2	4
1600 - 1615	0	0	0	0	0	0	0	0	0	0	0	2	0	0	2	0	1	0	0	1	3
1615 - 1630	0	0	0	0	0	0	0	0	0	0	0	2	0	0	2	0	0	0	0	0	2
1630 - 1645	0	0	0	0	0	0	0	0	0	0	0	1	0	0	1	0	0	0	0	0	1
1645 - 1700	0	0	0	0	0	0	0	0	0	0	0	0	0	0	0	0	0	0	0	0	0
Hourly Total	0	0	0	0	0	0	0	0	0	0	0	5	0	0	5	0	1	0	0	1	6
1700 - 1715	0	0	0	0	0	0	0	0	0	0	0	1	0	0	1	0	0	0	0	0	1
1715 - 1730	0	0	0	0	0	0	0	0	0	0	0	1	0	0	1	0	1	0	0	1	2
1730 - 1745	0	0	0	0	0	0	0	0	0	0	0	1	0	0	1	0	0	0	0	0	1
1745 - 1800	0	0	0	0	0	0	0	0	0	0	0	0	0	0	0	1	0	0	0	1	1
Hourly Total	0	0	0	0	0	0	0	0	0	0	0	3	0	0	3	0	2	0	0	2	5
Grand Total	0	1	0	0	1	0	0	0	0	0	1	11	0	0	12	1	8	0	0	9	22
Approach %	0.00	100.00	0.00	0.00	-	0.00	0.00	0.00	0.00	-	8.33	91.67	0.00	0.00	-	11.11	88.89	0.00	0.00	-	
Intersection %	0.00	4.55	0.00	0.00	4.55	0.00	0.00	0.00	0.00	0.00	4.55	50.00	0.00	0.00	54.55	4.55	36.36	0.00	0.00	40.91	

 [Click here for Map](#)

Peak Hour Turning Movement Count

Bowling Green, KY



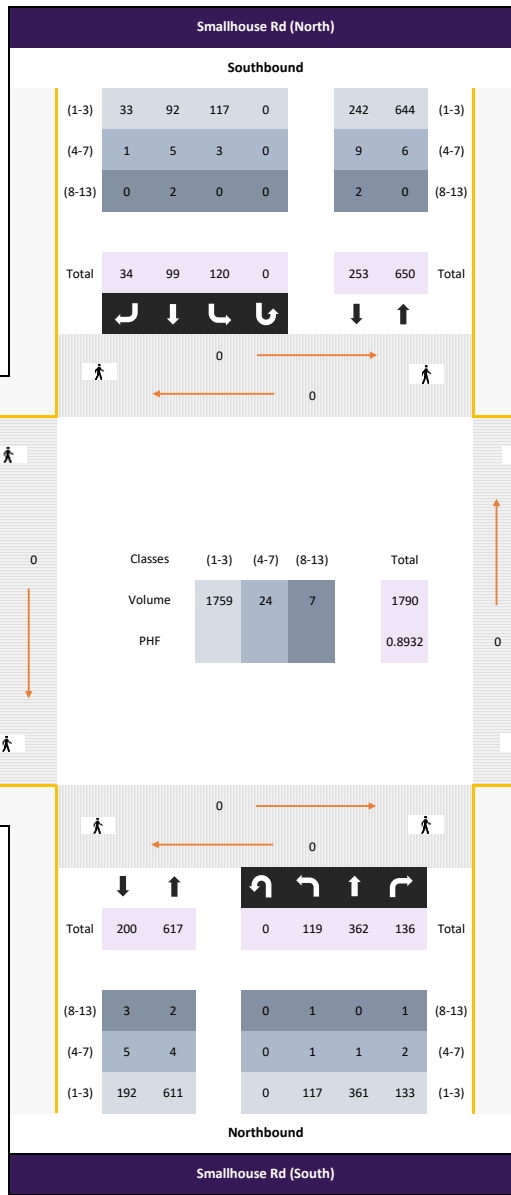
www.marrtraffic.com

Tuesday, November 15, 2022	
Period	0700 - 0900
Peak Hour	0730 - 0830

* the Peak Hour Diagram does not include Bikes

Session Parameters

(Drop Down Menu)



Classes	(1-3)	(4-7)	(8-13)	Total
Volume	1759	24	7	1790
PHF				0.8932

 [Click here for Map](#)

Peak Hour Turning Movement Count

Bowling Green, KY



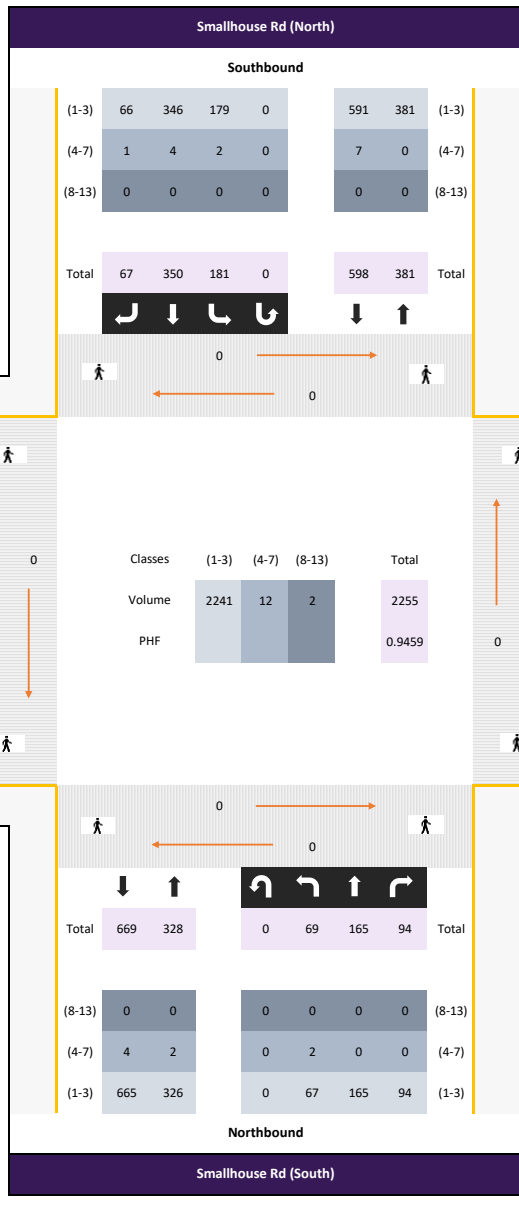
www.marrtraffic.com


Tuesday, November 15, 2022	
Period	1400 - 1800
Peak Hour	1615 - 1715

* the Peak Hour Diagram does not include Bikes

Session Parameters

(Drop Down Menu)



 [Click here for Map](#)

Peak Hour Turning Movement Count

Bowling Green, KY



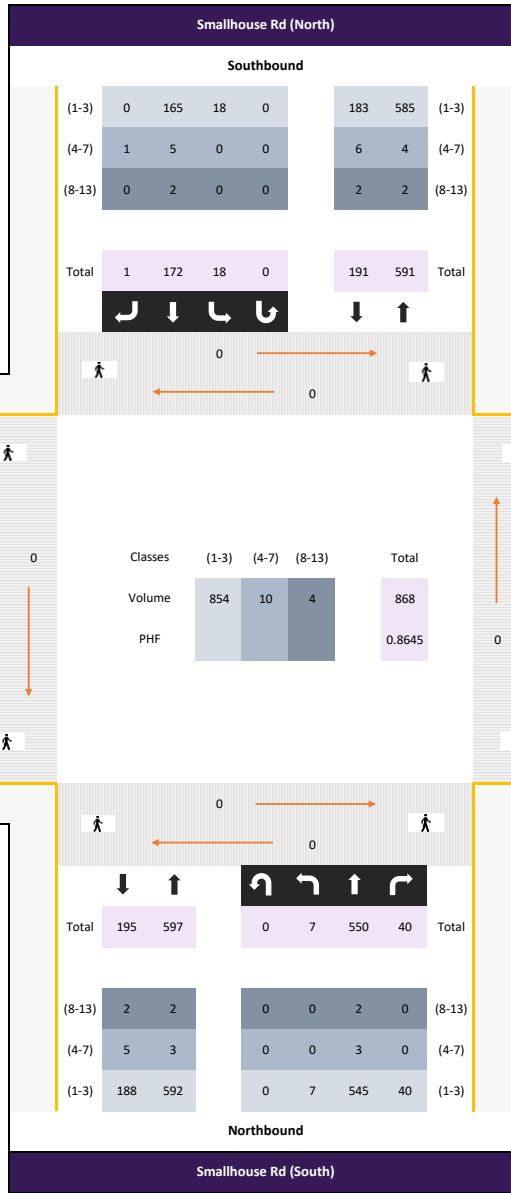
www.marrtraffic.com

Tuesday, November 15, 2022	
Period	0700 - 0900
Peak Hour	0730 - 0830

* the Peak Hour Diagram does not include Bikes

Session Parameters

(Drop Down Menu)



 [Click here for Map](#)

Peak Hour Turning Movement Count

Bowling Green, KY



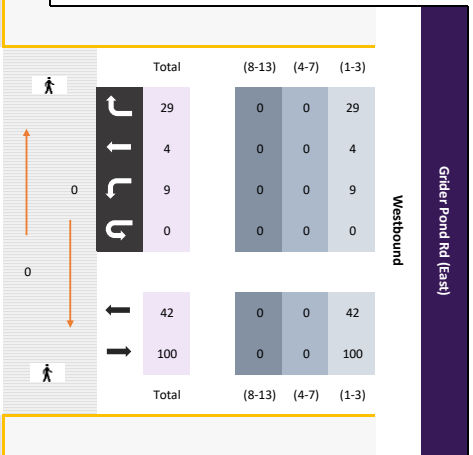
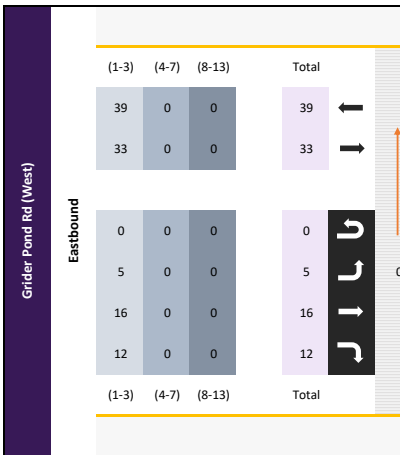
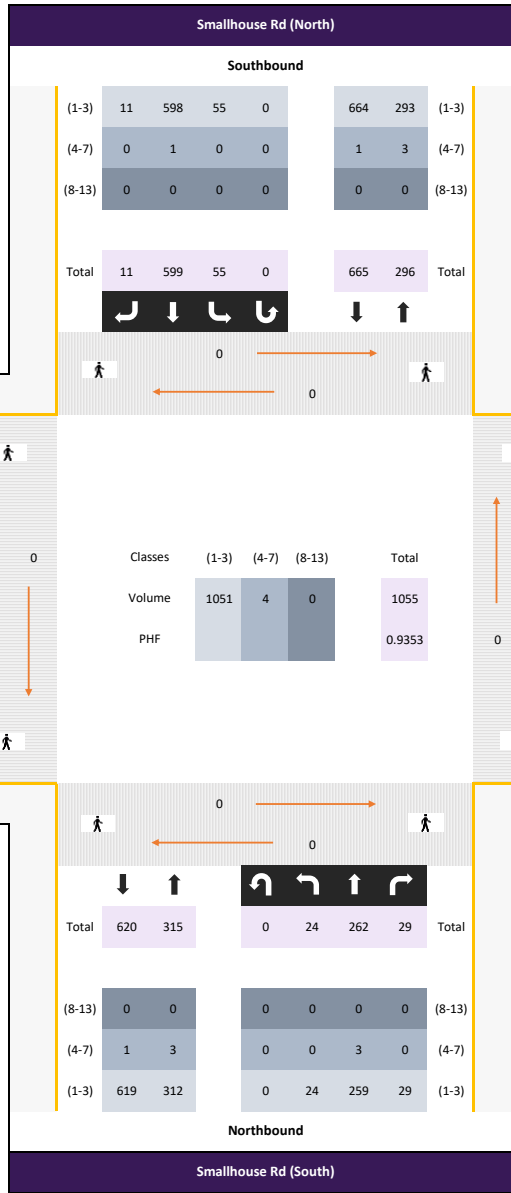
www.marrtraffic.com

Tuesday, November 15, 2022	
Period	1400 - 1800
Peak Hour	1630 - 1730

* the Peak Hour Diagram does not include Bikes


Session Parameters

(Drop Down Menu)



Classes

(1-3)	(4-7)	(8-13)	Total
1051	4	0	1055
PHF			0.9353

 [Click here for Map](#)

Peak Hour Turning Movement Count

Bowling Green, KY





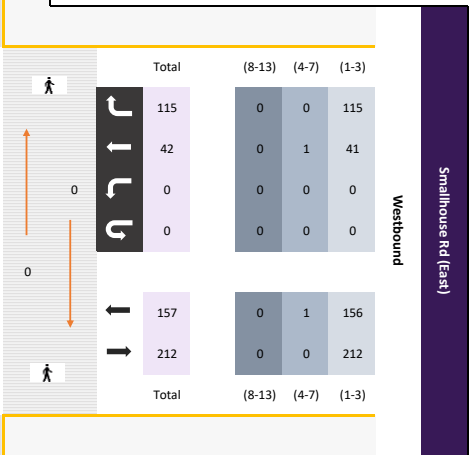
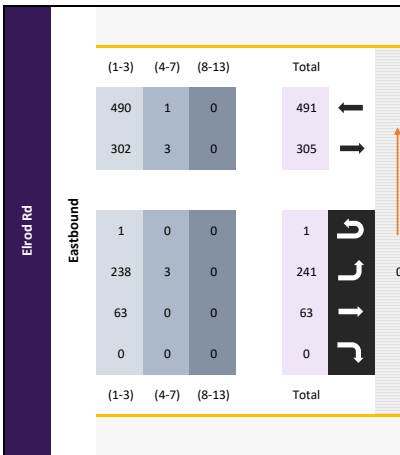
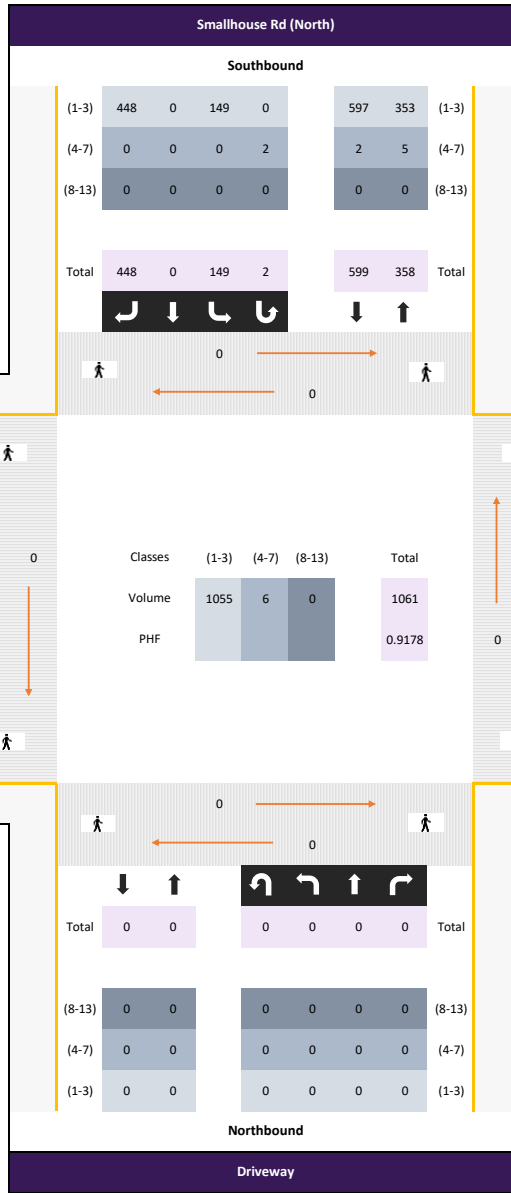
www.marrtraffic.com


Tuesday, November 15, 2022	
Period	1400 - 1800
Peak Hour	1630 - 1730

* the Peak Hour Diagram does not include Bikes

Session Parameters

(Drop Down Menu)



 [Click here for Map](#)

Peak Hour Turning Movement Count

Bowling Green, KY



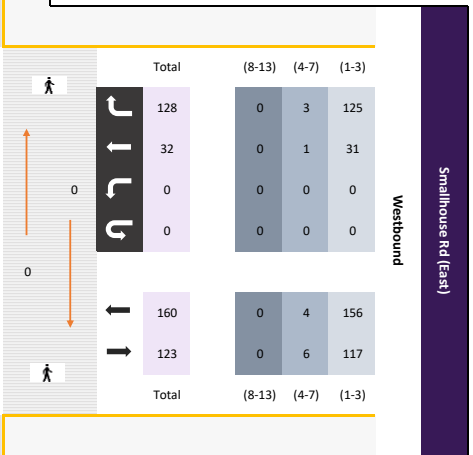
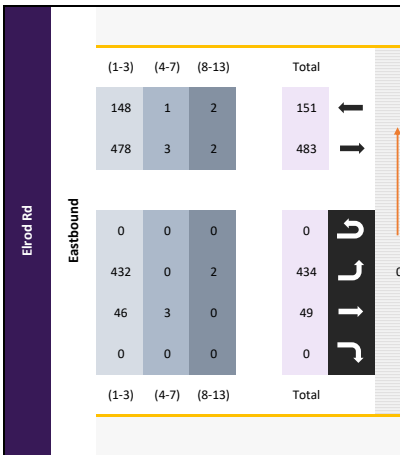
www.marrtraffic.com

Tuesday, November 15, 2022	
Period	0700 - 0900
Peak Hour	0730 - 0830

* the Peak Hour Diagram does not include Bikes

Session Parameters

(Drop Down Menu)



**KENTUCKY TRANSPORTATION CABINET
VEHICULAR VOLUME DISTRIBUTION SUMMARY**

1st Date: **8/25/2021** Day: **Wednesday** Weather **Clear** N/S St **KY 884**
 2nd Date: **8/26/2021** Day: **Thursday** Weather **Clear** E/W St **Smallhouse Road**
 Remarks :

Start - Stop	Southbound				Westbound				Northbound				Eastbound				TOTALS		
	Lt	St	Rt	Total	Lt	St	Rt	Total	Lt	St	Rt	Total	Lt	St	Rt	Total	N-S	E-W	Both
6:00- 6:30	0	32	10	147				0	5	94	0	319	14	0	3	53	466	53	519
6:30- 7:00	0	94	11							18	202		0		22				
7:00- 7:30	0	113	21	284				0	37	264	0	693	18	0	31	98	977	98	1075
7:30- 8:00	0	120	30							58	334		0		23				
8:00- 8:30	0	78	25	203				0	26	167	0	358	28	0	22	86	561	86	647
8:30- 9:00	0	74	26							32	133		0		24				
9:00- 9:30	0	99	17	216				0	29	114	0	275	24	0	17	75	491	75	566
9:30- 10:00	0	77	23							22	110		0		16				
10:00-10:30	0	81	30	224				0	9	113	0	254	16	0	18	76	478	76	554
10:30-11:00	0	90	23							18	114		0		25				
11:00-11:30	0	127	28	155				0	23	122	0	145	34	0	21	55	300	55	355
11:30-12:00	0	0	0							0	0		0		0				
12:00-12:30	0	171	43	362				0	13	127	0	285	33	0	24	100	647	100	747
12:30-1:00	0	113	35							22	123		0		30				
1:00- 1:30	0	158	25	285				0	21	132	0	257	35	0	13	79	542	79	621
1:30- 2:00	0	90	12							23	81		0		12				
2:00- 2:30	0	146	28	359				0	30	140	0	344	32	0	32	119	703	119	822
2:30- 3:00	0	153	32							32	142		0		26				
3:00- 3:30	2	249	51	508				0	42	182	0	396	25	0	43	137	904	137	1041
3:30- 4:00	0	173	33							24	148		0		38				
4:00- 4:30	0	199	67	621				0	29	157	0	413	30	0	38	138	1034	138	1172
4:30- 5:00	0	292	63							30	196		1		34				
5:00- 5:30	0	304	87	687				0	69	195	0	499	32	0	37	147	1186	147	1333
5:30- 6:00	0	247	49							34	201		0		47				
TOTALS	2	3280	769	4051	0	0	0	0	646	3591	1	4238	618	0	545	1163	8289	1163	9452

City Bowling Green **Milepost** 7.92 **Date(s)** 8/25-26/2021 **Day(s) of Week** Wednesday and Thursday
Minor Street Name Smallhouse Road **No. of Minor Street Approach Lanes** 1
Major Street Name KY 884 **No. of Major Street Approach Lanes** 1
Posted Speed Limit Minor Street 35 MPH **Pop. < 10,000** **Reduced Warrants Based Upon**
Posted Speed Limit Major Street 45 MPH **(Y/N)** N **SPEED**

TIME	MAJOR STREET TWO WAY VOLUME	MINOR STREET HIGHEST VOLUME APPROACH	WARRANT 1A		WARRANT 1B		WARRANTS 1A & 1B 80% Satisfied			
			Minimum Vehicular Volume		Interruption of Continuous Traffic		Warrant 1A		Warrant 1B	
			MAJOR	MINOR	MAJOR	MINOR	MAJOR	MINOR	MAJOR	MINOR
			500 (1)	150 (1)	750 (1)	75 (1)	400 (1)	120 (1)	600 (1)	60 (1)
			600 (2)	200 (2)	900 (2)	100 (2)	480 (2)	160 (2)	720 (2)	80 (2)
			REDUCED WARRANTS							
350 (1)	105 (1)	525 (1)	53 (1)	280 (1)	84 (1)	420 (1)	42 (1)			
420 (2)	140 (2)	630 (2)	70 (2)	336 (2)	112 (2)	500 (2)	56 (2)			
(1) = ONE LANE APPROACH					(2) = TWO LANE APPROACH					
6 - 7 am	466	53	x	50%	89%	x	x	63%	x	x
7 - 8 am	977	98	x	93%	x	x	x	x	x	x
8 - 9 am	561	86	x	82%	x	x	x	x	x	x
9 - 10 am	491	75	x	71%	94%	x	x	89%	x	x
10 - 11 am	478	76	x	72%	91%	x	x	90%	x	x
11 - 12 pm	300	55	86%	52%	57%	x	x	65%	71%	x
12 - 1 pm	647	100	x	95%	x	x	x	x	x	x
1 - 2 pm	542	79	x	75%	x	x	x	94%	x	x
2 - 3 pm	703	119	x	x	x	x	x	x	x	x
3 - 4 pm	904	137	x	x	x	x	x	x	x	x
4 - 5 pm	1034	138	x	x	x	x	x	x	x	x
5 - 6 pm	1186	147	x	x	x	x	x	x	x	x
NUMBER OF HOURS			4		8		7		11	
COMPLIANCE			NO		YES		NO			